





HO-48 Parchment



HO-52 Fawn




HO-70 Saddle




HO-54 Taupe




HO-56 Greige




HO-78 Roan




HO-10 Spanish Tile




HO-99 New Burgundy



HO-80 Chocolate



HO-62 Iris



HO-40 Sage




HO-44 Forest Green




HO-66 Columbine



HO-20 Ash



HO-12 Black



HO-10 Spanish Tile

Specifications

Roll Width: 54 inches

Roll Size: 40 yards

Weight: 30.75 ± 2 oz per linear yard

Thickness: 44 ± 5 mils

Cold Crack: -25°F

Abrasion Resistance: No significant wear after 30,000 double rubs with #8 cotton duck using the Wyzenbeek test method

Features & Benefits

- Anti-microbial
- Anti-static finish
- Sulfide stain resistant
- Oil resistant

Content

Vinyl

Backing

100% Polyester

Flame Resistance

Manufactured to meet the following flammability* requirements:

CA TB 117-2013
(Section 1 - Cover Fabrics)

UFAC Class 1

NFPA 260

FMVSS-302

* This term and corresponding data refer to typical performance in the specific test indicated and should not be construed to imply the behavior of this or any other material under actual fire conditions.

‡The following procedures may be used for cleaning stains:

Removed after 1 minute and cleaned with water, Formula 409® and Alcohol (70%)

Removed after 8 hours and cleaned with water and Formula 409®

Removed after 8 hours and cleaned with water, Formula 409® and Alcohol (70%)

Care and Cleaning Instructions

In general, most common stains can be cleaned using warm, soapy water and clear water rinses. Moderate scrubbing with a medium bristle brush will help loosen soiling materials from the depressions of embossed surfaces. For more stubborn stains, use Formula 409® commercially available cleaner† in accordance with the manufacturer's instructions.

Full strength rubbing alcohol or mineral spirits†† may be tried cautiously as a last resort on very stubborn stains, if the above suggestions do not work. Indiscriminate use of any solvent, or solvent containing cleaner, can severely damage or discolor vinyl. Always follow with a clear water rinse after cleaning with solvents.

Note: Detergents should never be used on a regular or repeated basis for normal cleaning. Morbern recommends repeated rinsing with clear water after any cleaning procedure.

Bleach Cleanable:

When disinfecting with bleach, dilute with water up to a 9:1 ratio (10%). Liberally apply diluted disinfectant using a sponge. Rinse with cold water several times. Wipe dry and repeat if necessary. Federal regulations require that guidelines on the bleach label need to be followed for antiseptic or antimicrobial purposes.

† When opening a new container, please test the cleaner in an inconspicuous area as cleaning manufacturers may change formula without notice.

Morberrn cannot be responsible when unknown changes are made by the manufacturer of the cleaner to their formulations between our 6-month verification intervals.

†† Caution: Exercise care as these solvents are flammable. Use only small quantities of solvents and keep clear of any sources of ignition. Wear protective gloves and ensure cleaning takes place in a well ventilated area.

Triden Distributors Limited

922 DILLINGHAM ROAD
PICKERING, ONTARIO L1W 1Z6

905-421-2955

www.triden.com

888-MORBERRN
www.morberrn.com



Morberrn is an
ISO 9001:2015
Certified Producer
©2019 Morberrn, Inc.

Hampton